



JORDAN VALLEY WATER
CONSERVANCY DISTRICT

Bart Forsyth
General Manager
October 25, 2022

The Utah Land Use Institute – Fall Conference

Summary of Water Supply Resources

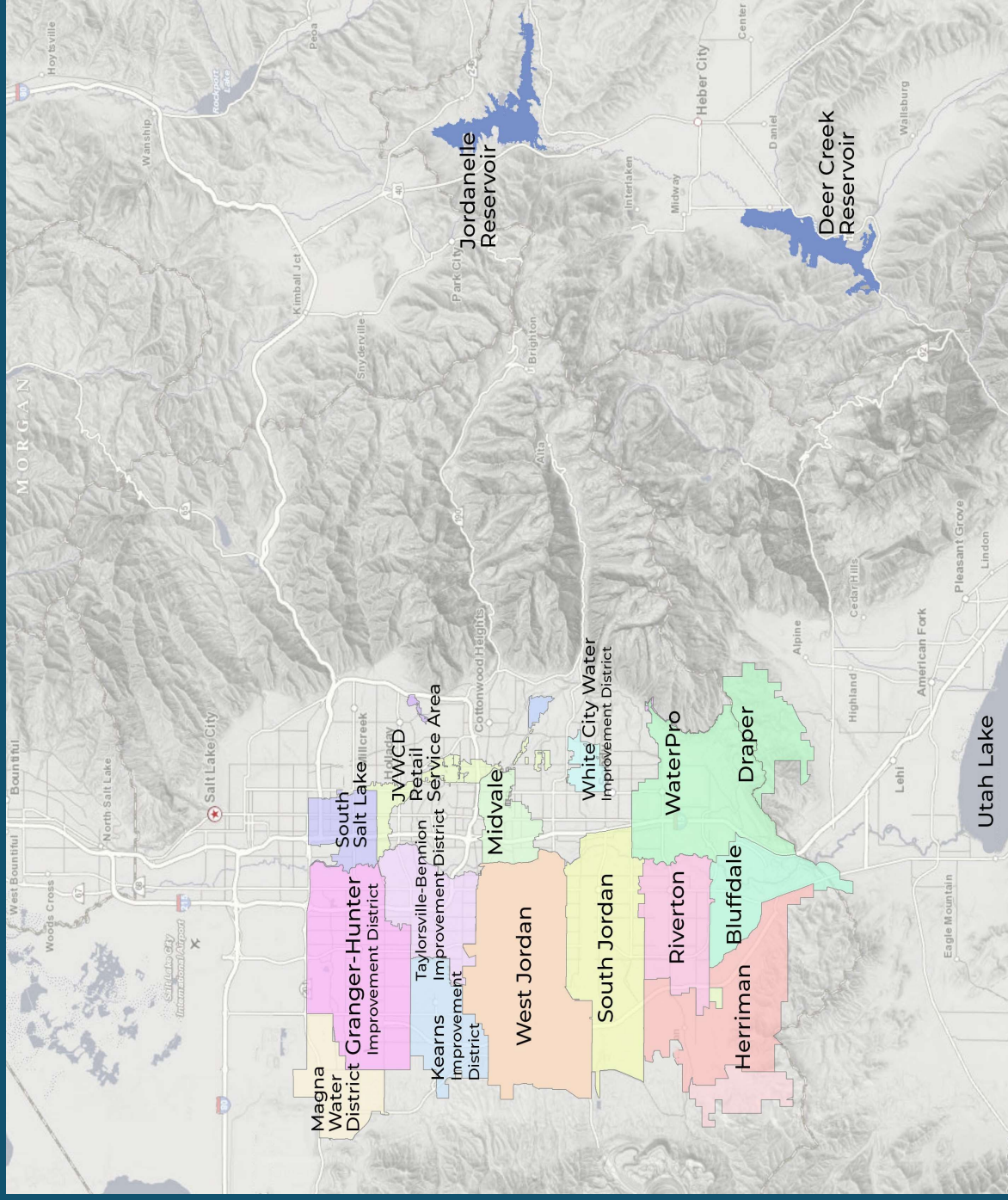


The highlighted areas on the map show JWVCD's service area, which includes the following cities and water providers:

- Bluffdale City
- Department of Corrections
- Draper City
- Granger-Hunter Improvement District
- Herriman City
- Hexcel
- Kearns Improvement District
- Magna Water District
- Midvale City
- Riverton City
- City of South Jordan
- City of South Salt Lake
- Taylorsville-Bennion Improvement District
- WaterPro, Inc.
- City of West Jordan
- White City Water Improvement District
- Willowcreek Country Club

JWVCD's retail service area also includes smaller portions of the following locations:

- City of Holladay
- Cottonwood Heights City
- Murray City
- Millcreek City
- Sandy City





JORDAN VALLEY WATER
CONSERVANCY DISTRICT

Water Sources

Municipal & Industrial Water Sources	2020 (AF)	2021 (AF)
Jordanelle Reservoir (Central Utah Project) ^a	58,632	42,625
Deer Creek Reservoir (Provo River Project) ^b	9,368	11,170
Upper Provo River reservoirs ^c	2,114	2,121
Echo Reservoir	2,260	998
Provo River (unstored flows)	15,076	10,068
Weber River (unstored flows)	212	1,291
Central Water Project	14,902	12,674
Salt Lake County mountain streams	1,537	1,381
Culinary water purchased from MWDSLS	1,119	924
Salt Lake County groundwater (wells)	7,133	16,748
Southwest Groundwater Treatment Plant	4,284	3,896
Bingham Canyon Water Treatment Plant ^d	3,617	2,717
Total for Municipal & Industrial Sources	120,254	106,613

a) Provo River Sources

b) Weber, Duchesne, and Provo River Sources

c) Stored in Jordanelle Reservoir

d) Treats southwest Salt Lake County groundwater



JORDAN VALLEY WATER
CONSERVANCY DISTRICT

Water Deliveries

Municipal & Industrial Water Deliveries		2020 (AF)	2021 (AF)
City of Bluffdale		3,733	3,428
Copperton Improvement District		1	2
Draper City		5,063	4,549
Granger-Hunter Improvement District		20,297	17,698
Herriman City		6,142	5,734
Hexcel Corporation		714	601
Kearns Improvement District		8,980	7,822
Magna Water District		802	803
Midvale City		3,542	3,113
Riverton City		4,773	4,820
City of South Jordan		19,077	16,423
City of South Salt Lake		1,038	889
Taylorsville-Bennion Improvement District		4,594	4,700
Utah Department of Corrections		504	422
WaterPro, Inc. (treated)		1,351	1,134
City of West Jordan		22,837	20,066
White city Water Improvement District		0	0
Willow Creek Country Club		386	305
Subtotal for wholesale deliveries		103,834	92,509
JVWCD retail service areas (Holladay, Murray, Sandy, South Salt Lake, and unincorporated county)		8,794	7,636
JVWCD system non-revenue water (use & loss)		7,626	6,468
Total Deliveries		120,254	106,613



Drought, Changing Climate, and Environment

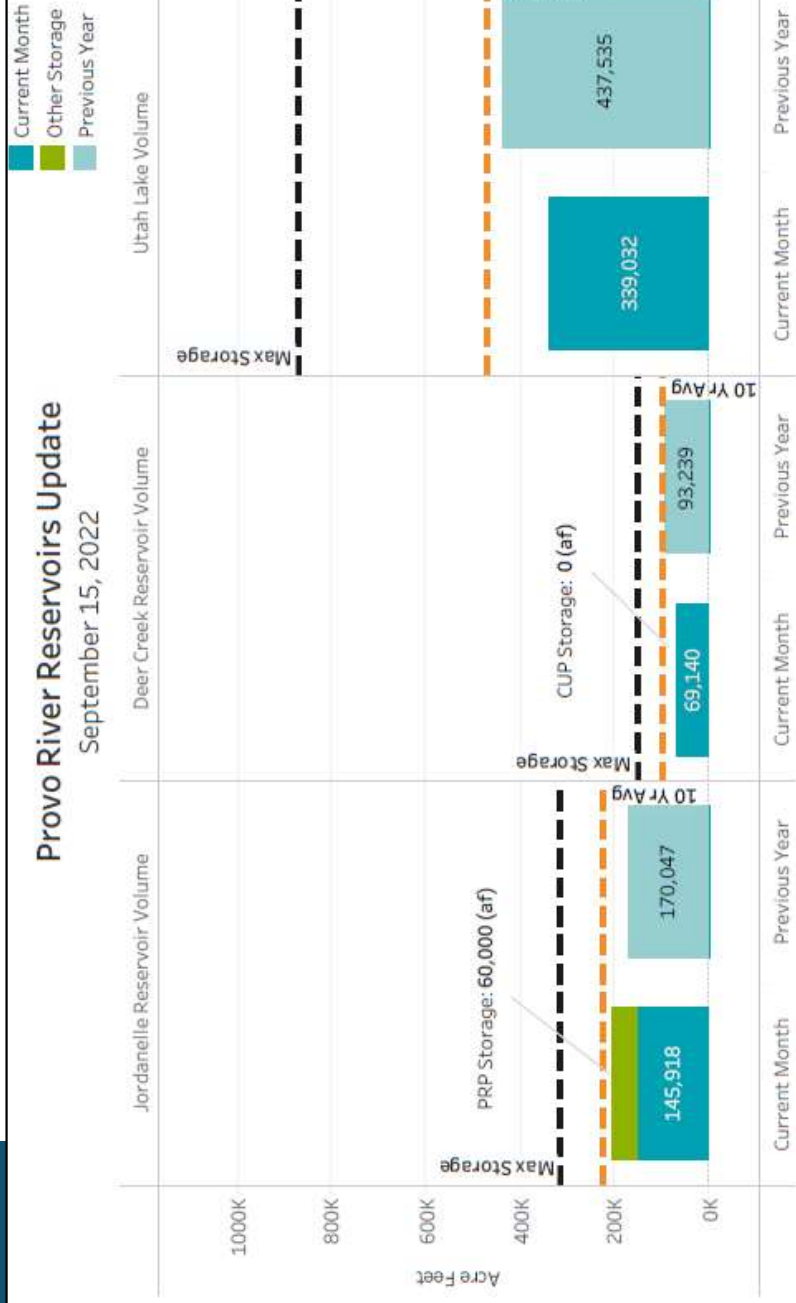


**Current
percent of
total volume:
42%**

**2021 percent
of total
volume: 51%**

Provo River Reservoirs Update

September 15, 2022

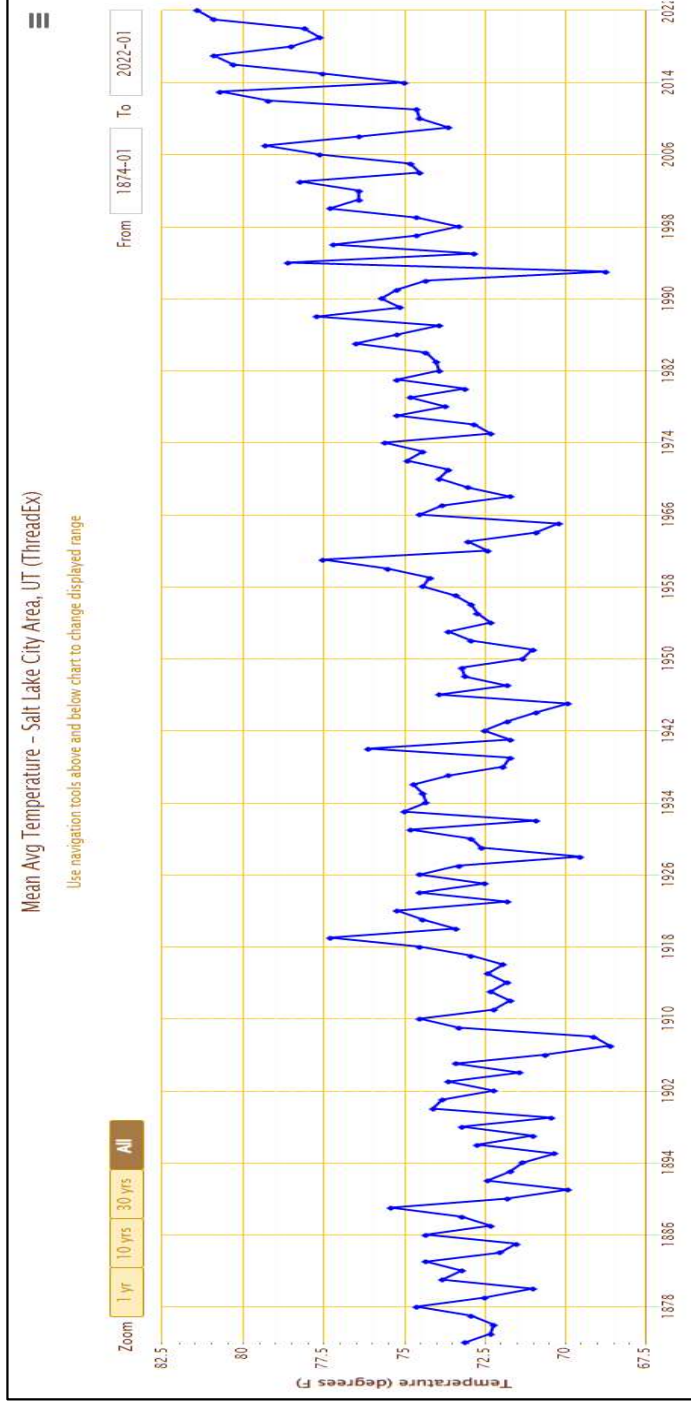


10 Yr Avg for Jordanelle Reservoir may not include all ten years. The available data for Jordanelle Reservoir begins with April, 2014.



Climate Change

- Increasing temperatures
- Changes in precipitation types and timing




Average temperature for the months of June, July, and August



Environment


- Reducing stream flows and water ways
- Ecological needs



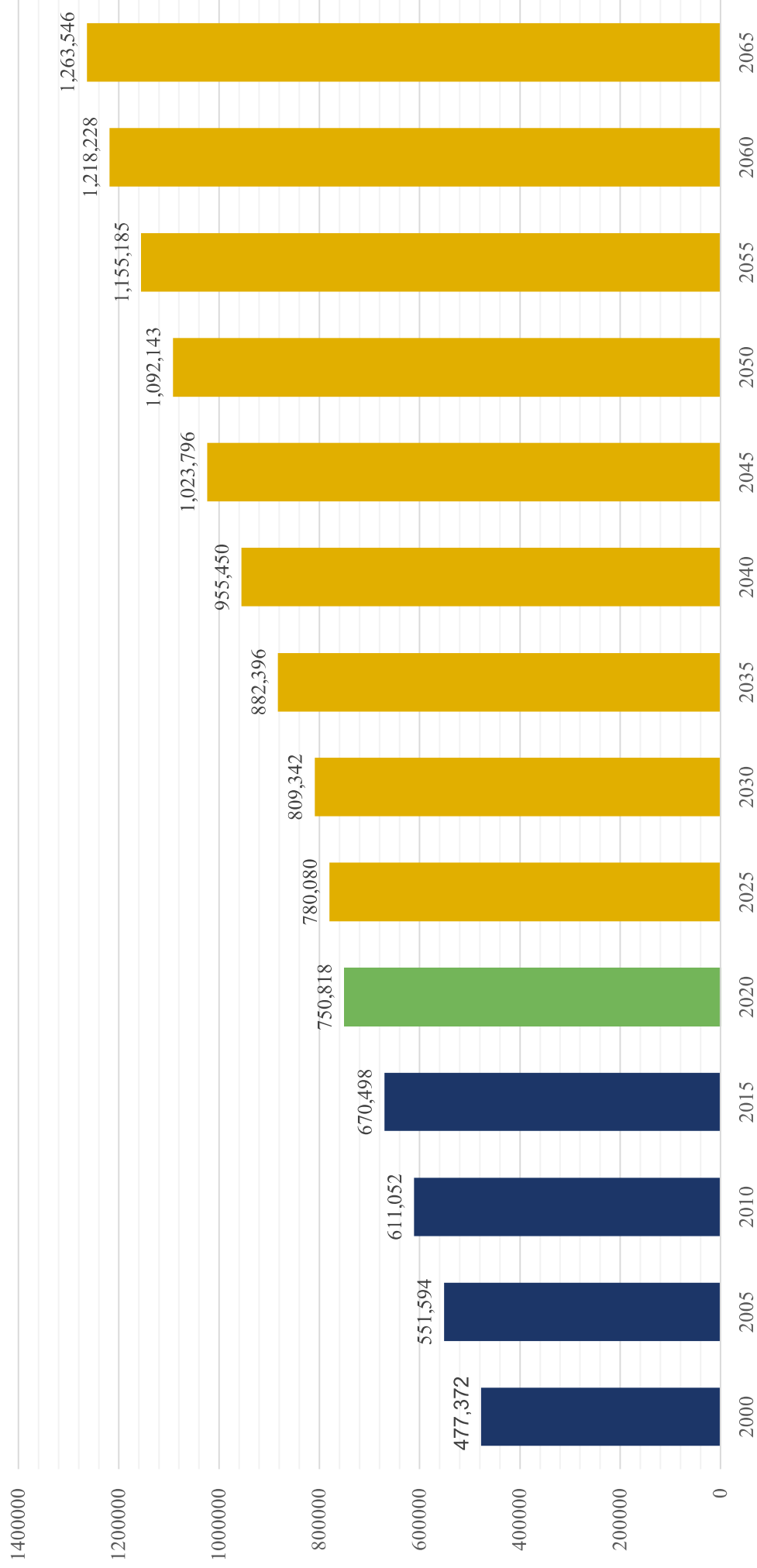
North Arm, Great Salt
Lake July 2022



Growth



JVWCD POPULATION HISTORY AND PROJECTIONS



- Areas for Potential Service Area Expansion

It is anticipated the western portion of this projection plan could be annexed into JWCD's service area.





Water Efficient Growth Needs



Water Efficiency Standards

Encourage the adoption of the LocalScapes® design approach.

Keep lawn to 35% of the total landscaped area in residential landscapes and 20% in commercial landscapes.

Prohibits the use of lawn in park strips.

Cities that have adopted or encouraged the use of these standards as of August 2022:

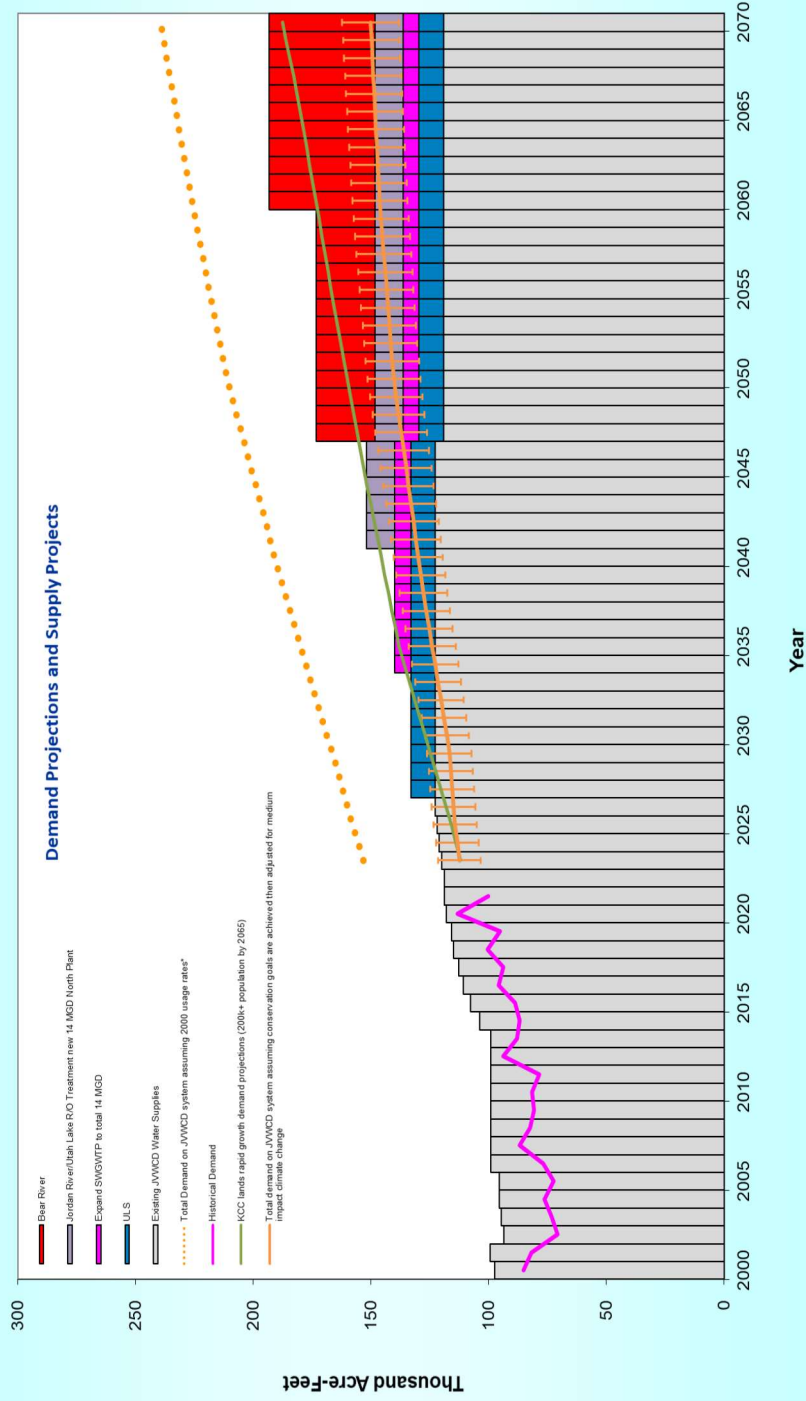
South Jordan	Bluffdale
West Jordan	Kearns Metro Township
Herriman	JVWCD Retail Area
Riverton	







**Jordan Valley Water Conservancy District
Drought Year Water Supply Plan
(using prehistoric tree ring data)
(Updated March 2022)**





JORDAN VALLEY WATER
CONSERVANCY DISTRICT

QUESTIONS

